

Dear 3rd Grade CLIP Parents,

This is Ms. Huang and Ms. Chiang's third grade first trimester Chinese curriculum guide. We hope that this guide can help you and your child understand what to expect from Chinese class. Information and schedules in the guide can help you and your child better plan for school activities in order to avoid conflicts with extracurricular activities. We will explain each activity over the course of the trimester. Most of these assignments are designed to be summative projects following in-class lessons, guidance, and explanations. Minor changes on the due dates may occur due to unexpected events, please have your child be ready for all the assignments, assessments, and presentations as scheduled. Please read through the guide and email your child's Chinese teacher if you have any questions. We will post all updates and changes to the guide on our Chinese class website. We are looking forward to collaborating with you to help your child thrive and excel in learning Chinese in the upcoming trimester.

The 3rd grade Chinese website: <http://clip3chiang.wikispaces.com/>

Room 24 and Room 25 Ms. Chiang's email: Chiang_li-chin@cusdk8.org

Room 26 Ms. Huang's email: huang_kate@cusdk8.org

The Third Grade Team, Ms. Huang and Ms. Chiang

Social Studies

We will begin our Social Studies curriculum with Unit 4, Rules and Laws. The main ideas of the unit are: three branches of government, checks and balances, and comparing and contrasting state and federal government.

Students will learn these concepts through a hands-on simulation lesson acting as the three branches of the government to establish the classroom rules. Students who are members of the Legislature Branch will draft the class rules. Students who are members of the Judicial Branch will ensure that the rules safeguard a safe learning environment for all. Finally, we will elect a classroom president and vice president from the Executive Branch to enforce the rules.

You can help reinforce the concepts and make connections to the US government at home with teachable moments such as watching the news and reading the newspaper. Here are some of the activities that you can do at home to reinforce the concepts your child learns in the classroom.

1. Talk Together

- Discuss how government makes a difference in your lives. You might talk about using public parks, attending public schools or obeying traffic rules.

2. Learn Together

- Help your child learn about citizenship and government.
- List ways that your family can help the community, then choose one item from your list and take action. For example, donate goods to food banks, volunteer at community events...etc.
- Attend city council meetings or other local political events.

3. Read Together

- *We Live Here Too! Kids Talk About Good Citizenship* by Nancy Loewen. (Picture Window Books, ISBN 1-404-80035-2,20004) Nonfiction

Science

We will begin our Science curriculum with Matter and Energy. In this unit we will learn that energy is the causal agent behind every action or activity. We will explore sources of energy, such as the Sun, batteries, fuels, and food and identify forms of energy, such as electricity, heat, light, sound, and moving masses.

We will be developing the idea that matter is the substance of which all physical objects are composed of and energy is the ability to do work. Our study of matter will extend to phase changes, including melting and evaporation. Your child is probably familiar with phase changes in water (ice to water to water vapor) but they will learn that these progressions also apply to thousands of materials, ranging from oxygen to rock.

You can help your child by asking him or her to share the ideas we are working on to extend the ideas to matter and energy at home. Following are some simple assignments to reinforce the concepts that your child is learning in the class. These might stimulate some interesting conversations and possibly an investigation of your own that relates to the science work we are doing in class.

Investigations

Due Friday September 23, 2016

Investigation 1: Please explore five different sources of energy at home and complete the following chart

物 _ㄉ 品 _ㄇ /Object	什 _ㄕ 麼 _ㄇ 能 _ㄌ 源 _ㄩ ? What was the energy source?	哪 _ㄋ 種 _ㄗ 能 _ㄌ 量 _ㄤ ? What kind of energy?	轉 _ㄗ 換 _ㄇ 成 _ㄌ 哪 _ㄋ 種 _ㄗ 能 _ㄌ 量 _ㄤ ? Convert into what energy?
e.g. 手 _ㄕ 電 _ㄉ 筒 _ㄤ /Flashlight	電 _ㄉ 池 _ㄇ /Batteries	電 _ㄉ /Electricity	光 _ㄍ /Light

Investigation 2:

	固 _ㄍ 體 _ㄌ /Solid	氣 _ㄍ 體 _ㄌ /Gas	液 _ㄌ 體 _ㄌ /Liquid
eg.	糖 _ㄕ /sugar	瓶 _ㄋ 子 _ㄌ 裡 _ㄌ 的 _ㄇ 空 _ㄍ 氣 _ㄍ /the air in the jar	果 _ㄍ 汁 _ㄕ /juice

Investigation 3 (Optional)

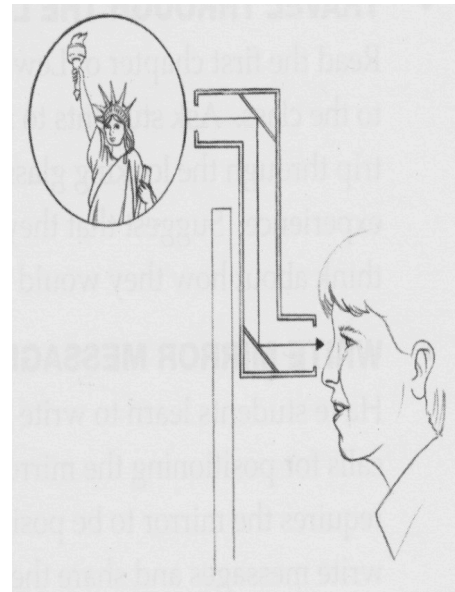
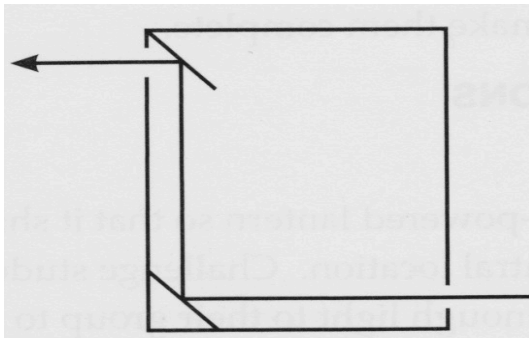
In the classroom, they will learn that a mirror can be used to reflect light to change its direction of travel. Your child will learn about reflected light using mirrors to reflect a bright spot onto walls and discover ways to see objects behind him or her.

You may have your child do the following activities at home to reinforce what he or she learned in class.

1. Make A Periscope:

A periscope is a tube with a mirror at each end. It works by following two basic principles. One is that light travels in a straight line. The other is the law of reflection, that the angle of incidence is equal to the angle of reflection. In a periscope, the far mirror is pointed at an object. Light from the object reflects off the far mirror. The light bounces onto the closer mirror and then into the eyes of observer.

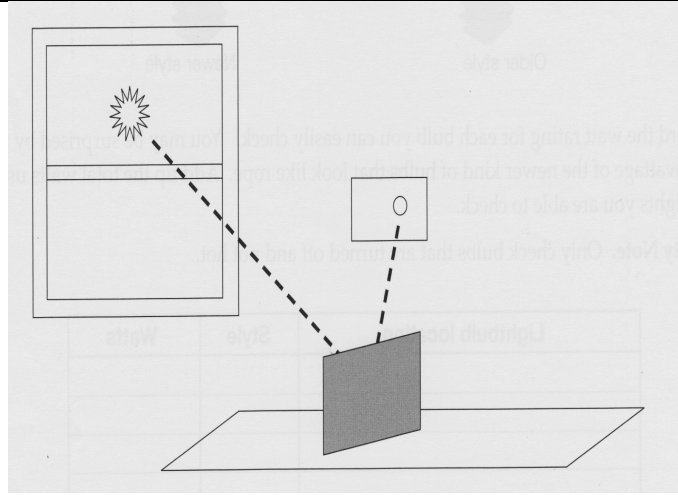
You can make a cereal-box periscope with a box and two mirrors.



2. Observe Earth Turning

Find a window where there is light from the Sun shining in. Position a mirror to reflect sunlight onto a wall. Tape a piece of paper there. Mark the center of the reflection of the Sun. Wait 10 minutes and mark the center of the reflection again. Answer and analyze: Did the reflection move on the paper? Why?

Safety Note. Never look direction at the Sun or reflect sunlight in a person's eyes; both can damage your eyes.



Chinese Language Arts

This trimester your child will have three Chinese oral presentations. The key to success for oral presentations is preparation. Notes are allowed to guide presentations. However, reading from scripts is strongly discouraged and will result in low grades.

Chinese Oral Language Practice 1 - Show and Tell

Due: August 29th – September 8th (See Schedule)

What does your child need to complete?

1. Bring visual aids in a bag
2. Be well prepared for the presentation
3. Minimum presentation time: 1 minute and 30 seconds






Assignment Direction (provided to students in class):

We would like to get to know you better. Please put at least 5 personal and special items in the attached brown lunch bag. The items should be something that helps us get to know you better.

我們想進一步認識你，請你至少放五樣物品在紙袋裡，來幫助你介紹你自己。

Here are some suggestions, but you may be creative the items you select!

以下幾樣物品是我建議的，但你也可以想想其他的物品。

-  Family pictures (家人照片)
-  A favorite book (你最喜歡的一本書)
-  Your proudest work (你最驕傲的一樣作品)
-  A picture of your pet (你寵物的照片)
-  Sports equipment to show your favorite sport (一樣體育器材，來告訴我們你喜歡哪一種運動)

Please refer to the presentation schedule and rubric (on website) in preparation of the oral presentation about yourself using the special items. Don't forget to tell us why they are special to you and how they represent who you are. Your self-introduction should be at least one and a half minutes.

請你依照附件的時間表和評分表來準備你的自我介紹。
別忘了詳細解釋這些物品對你的重要性，或者有趣的事實。
自我介紹至少必須一分鐘。

Chinese Oral Language Practice 2

Chinese Story Retell Oral Presentation

Due Date: To Be Determined

The skill of retelling a story is a prerequisite for students in order to develop their own stories. Your child will present at least a 2 minutes oral retell of a Chinese book or English story of their choice. Students should retell the story in the correct sequence and in their own words. Visual aid such as posters, storyboards, and props are welcome. For the retell, students will act as if telling a story and not reciting the story itself.

Elements to include in the retell:

- Main character(s)
- Setting
- Beginning, middle, and end with important details that influence the outcome of the story.
- Problem(s) and solution(s)

Chinese Language Arts

In the first trimester, we will cover the following Chinese lessons:

第一課、王小毛看報紙、寫字很有用

Lesson One: Wong Reads Newspaper

第二課、猴子撈月 Lesson 2: Monkey and the Moon

第三課、種魚 Lesson 3: Plant Fish

Chinese Reading Fluency and Chinese Character Identification

In addition to MeiZhou Chinese textbook, your child will receive a booklet of articles “說故事” without zhuyin at the beginning of the school year.

The articles are at the end of each lesson from the Chinese textbook. For example, it is “標點符號很重要” for the first lesson. We will start out having your child read silently and circle all the words that he or she could not identify. Your child will be reading the same article with his/her class, peers and individually.

Chinese Character Dictation

There will be a Chinese character dictation test after each lesson which will be 20% of the first trimester grade and an accumulative Chinese dictation (including 3 lessons) will be 40% of the first trimester grade.

Tests

Science

The test for “Matter and Energy” is on **Wednesday October 5th, 2016.**

Your child can use Quizlet, Science Jeopardy and flash cards on our Chinese website to review for the test.

Social Studies

Laws and Rules unit test is on **Thursday November 10th, 2016.**

Your child can use the Social Studies handout, Quizlet, Social Studies Jeopardy and flash cards to review for the test.

Accumulative Chinese Character Dictation Test (20 words will be randomly selected)

Accumulative Test (lesson 1, 2 and 3) is on **Tuesday November 15th, 2016.**



chinese Curriculum Overview Packet

**CLIP 3rd Grade
First Trimester**